


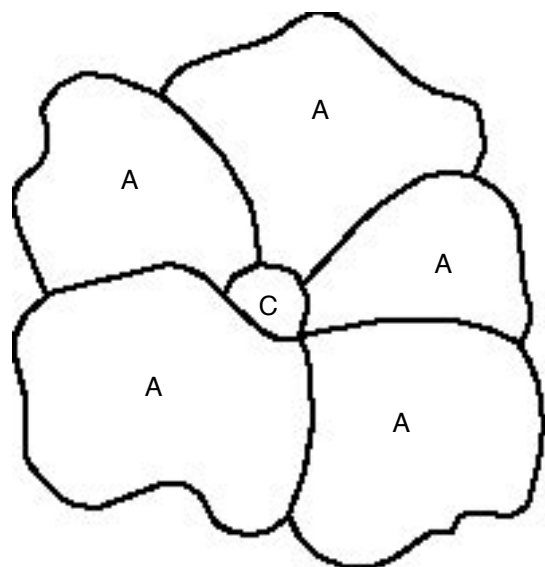
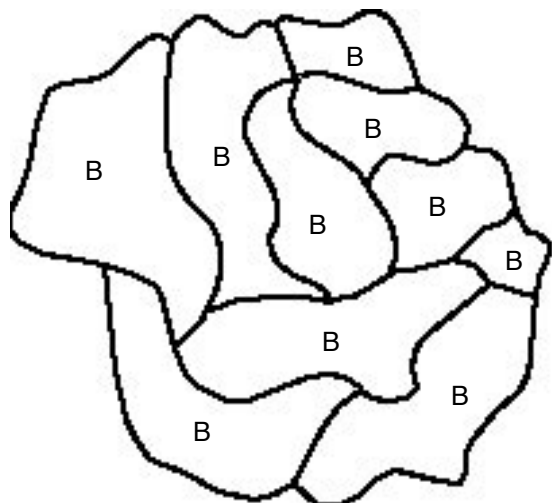
"THREE FUSED FLORAL COASTERS"

Lisa Vogt
Originals in Glass
Tampa, FL



**Spectrum
Glass**

Pattern of the Month



Spectrum Glass Color Suggestions

- | | |
|------------|---------------------------------|
| A. 543-2SF | Grape Cathedral |
| B. 151SF | Cherry Red |
| C. 161SF | Yellow |
| D. 125SF | Dark Green |
| E. 110.8SF | Medium Amber |
| F. Frit | Greens, blues, yellow Cathedral |

Layer 1: Cut three squares 4" x 4" out of Clear 100SFS. (One for each coaster.)

Layer 2: Cut one of each flower design and 12 border pieces.

Stack and glue layer 2 pieces onto layer 1 as shown. (Use glue sparingly.)

Allow glue to dry.

Sprinkle frit into all areas between flower and border (yellow or black in center of sunflower) marked by letter "F".

Fuse according to your established kiln procedures or refer to System 96® Firing and Annealing Guidelines.*